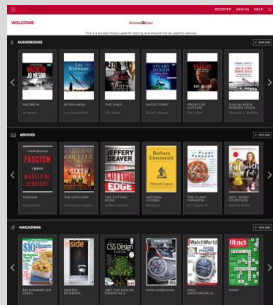


Log in to accounts, your content formats will display in categories and in menu – checkout – enjoy!

Access your library's RBdigital collection in a browser to create an account.

Choose Register or Sign In with existing account

1

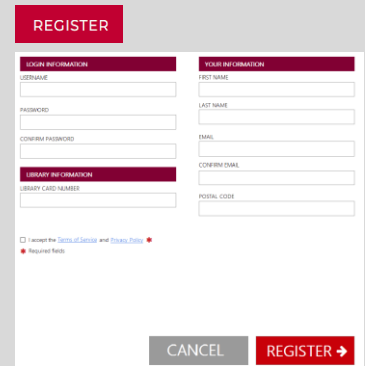


New User enter library and user information

Review Terms Privacy Policy

Click Register

2

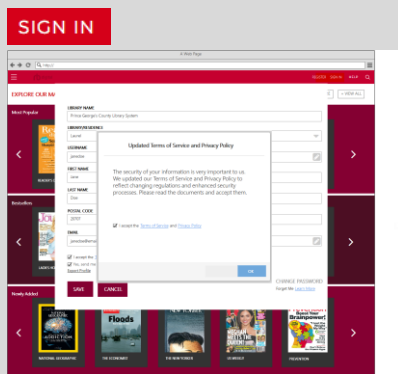


Existing user click SIGN IN

Review Terms Privacy Policy and click OK

Click SIGN IN

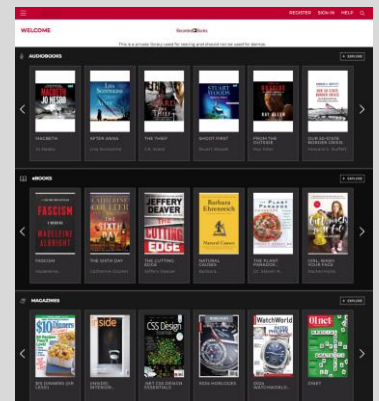
3



RBdigital will open to your library collection homepage

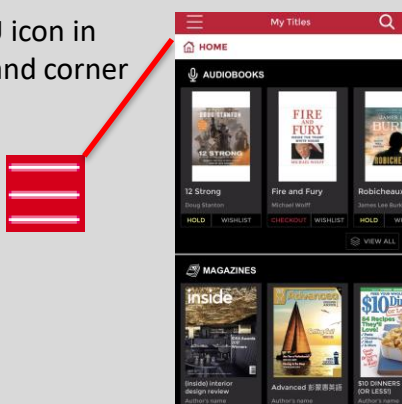
Available content will display

4



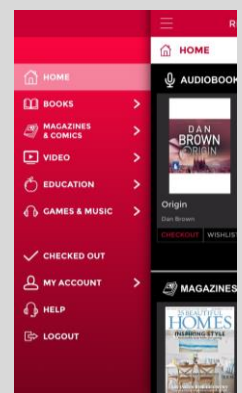
Select MENU icon in upper-left hand corner

5



Scroll through content sections or select a format from menu to view more content

6



Note: Scroll through content formats and specific titles or services to view featured items. You may also search for additional items and/or tap on a title cover to open a detail page and complete checkout.


Log in to accounts, your content formats will display in categories and in menu – checkout – enjoy!

## Download RBdigital App



Mobile apps require an existing RBdigital account  
Refer to the desktop-browser steps to create an account

1



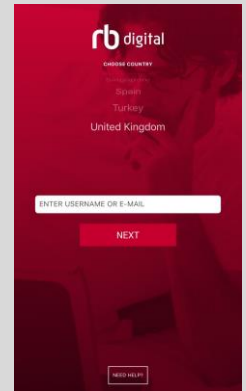
## Open App

Choose country

Enter username

Click Next

2



If prompted, select your library and enter password

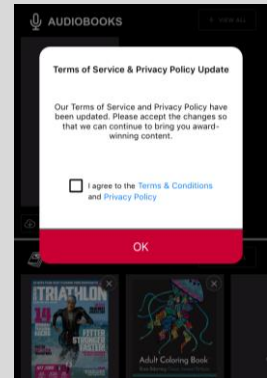
RBdigital will open to your library collection homepage

3

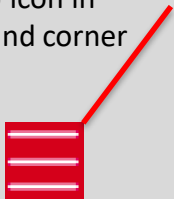


You will be asked to confirm Terms of Service and our Privacy Policy before continuing

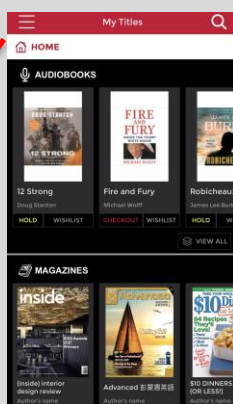
4



Select MENU icon in upper-left hand corner

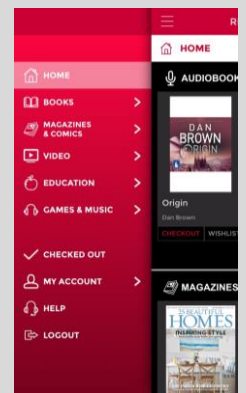


5



Scroll through content sections or select a format from menu to view more content


6



Note: Scroll through content formats and specific titles or services to view featured items. You may also search for additional items and/or tap on a title cover to open a detail page and complete checkout.

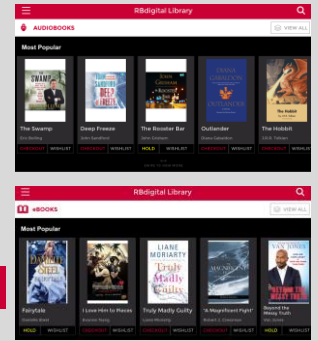
Log in to accounts, your content formats will display in categories and in menu – checkout – enjoy!

Open Menu and tap BOOKS



1

Select format and browse featured title carousels



Tap cover to open title detail page

Tap search icon to search full title list

2

Tap Checkout to add book to your personal collection.

If title not available you may select Hold or Wishlist



3

Tap OK to close message

Tap Play to open Audiobook

Tap Read to open eBook




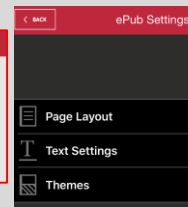
4

Audiobooks player offers options for playback speed, chapter listings, bookmarking, and sleep timer.



5

eBooks have viewing preferences including screen color, font, and bookmarking



6

Note: Scroll through content formats and specific titles or services to view featured items. You may also search for additional items and/or tap on a title cover to open a detail page and complete checkout.